


KEY FEATURES

- U Bracket Switching Power Supply
- Universal Input: 90-264 VAC
- Active P.F.C. Function, PF>0.95
- 300W Convection without FAN
- 480W Convection with 18CFM FAN
- Protections: Over Load / Over Voltage /
Over Temperature / Short Circuit
All by Auto-recovery
- Built-in Remote ON/OFF Control
- Built-in Remote Sense Function
- Built-in DC OK Signal
- Stand by 5V @ 0.3A
- Stand by 5V @ 0.6A with 18CFM FAN
- High Efficiency up to 92%
- Ultra Compact Size: 7.0 x 4.2 x 1.78 Inches
- 3-Years Product Warranty

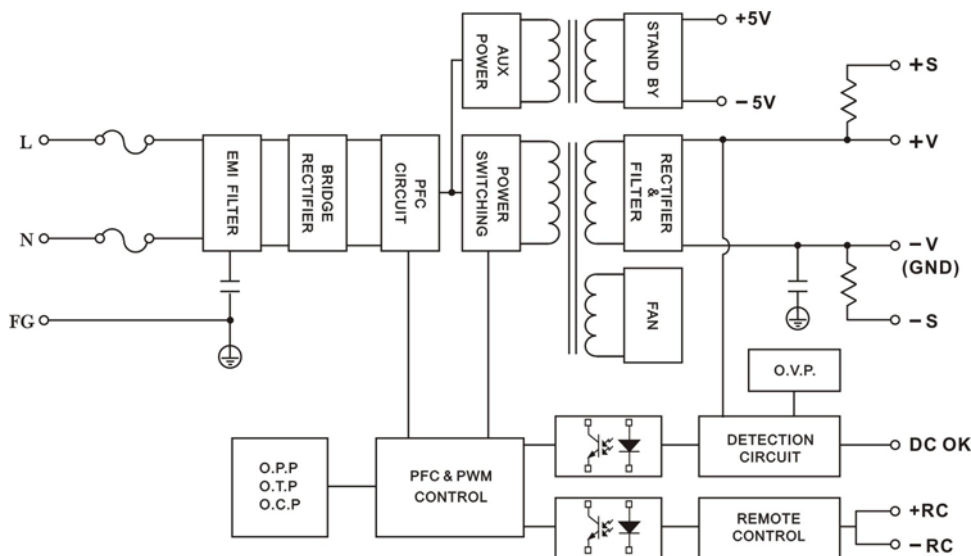
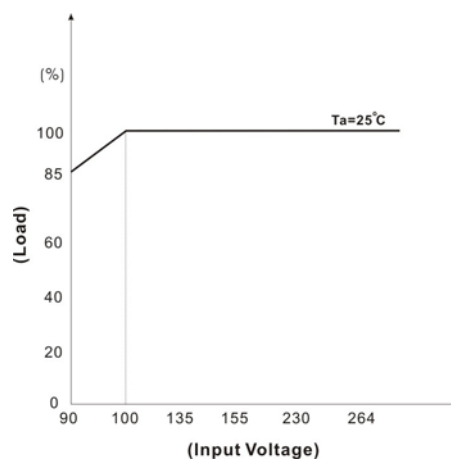
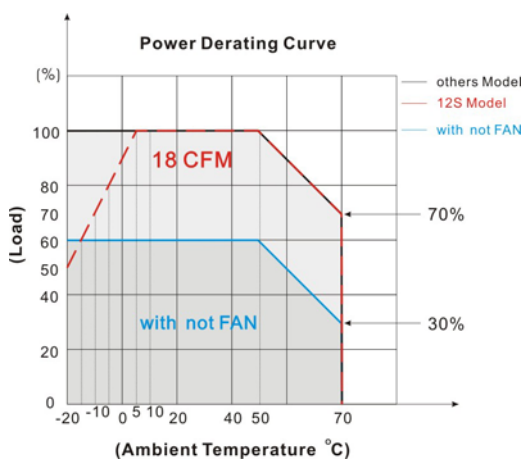

ELECTRICAL SPECIFICATIONS

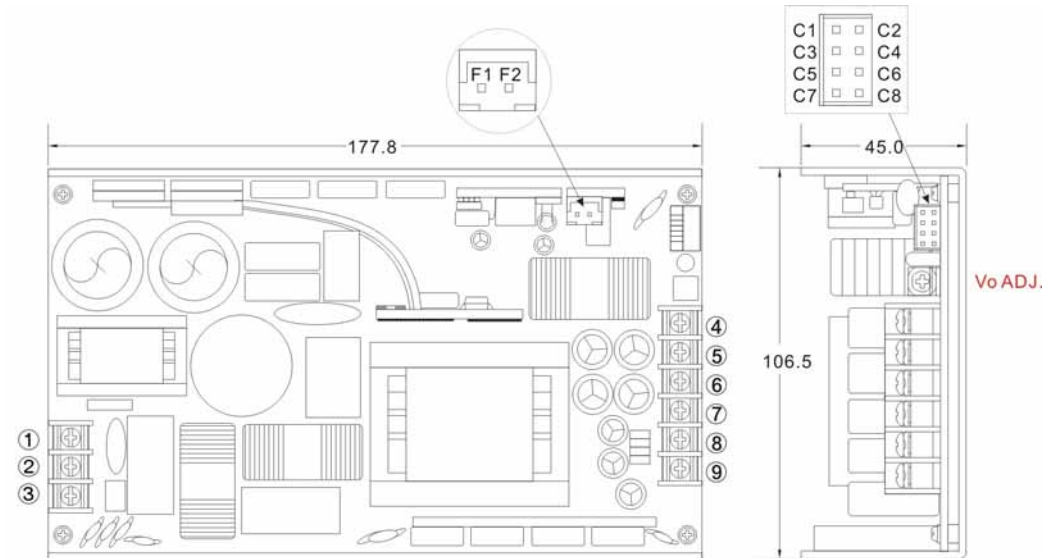
Model No.		AQFV480U-12S	AQFV480U-24S	AQFV480U-36S	AQFV480U-48S	
Max Output Wattage (Convection) (W)		280W	280W	300W	300W	
Max Output Wattage (18CFM FAN) (W)		480W				
Input	Voltage	90-264 VAC or 120-370 VDC				
	Frequency (Hz)	47-63 Hz				
	Current (Full load)	< 5.5 A max. (115 VAC) / < 3.0 A max. (230 VAC)				
	Inrush Current (<2ms)	< 50 A max. (115 VAC) / < 70 A max. (230 VAC)				
	Leakage Current	< 0.5 mA max.(240VAC 63Hz)				
	Power Factor	PF>0.95 (115 VAC) / PF>0.90 (230 VAC) at Full Load				
Output	Voltage (V.DC.)	12V	24V	36V	48V	
	Trim	10.8 ~ 13.2V	21.6 ~ 26.4V	32.4 ~ 39.6V	43.2 ~ 50.4V	
	Voltage Accuracy	±2%				
	Current (Convection) (A) max	23.33	11.66	8.33	6.25	
	Current (18CFM FAN) (A) max	40	20	13.33	10	
	Line Regulation (LL-HL) (typ.)	±0.5%				
	Load Regulation (5-100%) (typ.)	±1%				
	Minimum Load	5%				
	Maximum Capacitive Load	180000 uF	75000 uF	50000 uF	25000 uF	
	Ripple & Noise (max.)	100mVp-p	200mVp-p	200mVp-p	300mVp-p	
	Efficiency (Convection) (%)	Vin:115(V.AC)	88%	89%	90%	89%
		Vin:230(V.AC)	90%	91%	92%	91%
	Efficiency (18CFM FAN) (%)	Vin:115(V.AC)	85%	87%	89%	88%
		Vin:230(V.AC)	88%	90%	92%	91%
	Hold-up Time	10 ms min.				
Switching Frequency	62.5 kHz ±10%					
Protection	Over Power Protection	Auto recovery				
	Over Voltage Protection	Auto recovery				
	Over Temperature	Auto recovery				
	Short Circuit Protection	Auto-recovery				
Isolation	Input-Output (V.AC)	3000V				
	Input-FG (V.AC)	1500V				
	Output-FG (V.AC)	500V				

ELECTRICAL SPECIFICATIONS

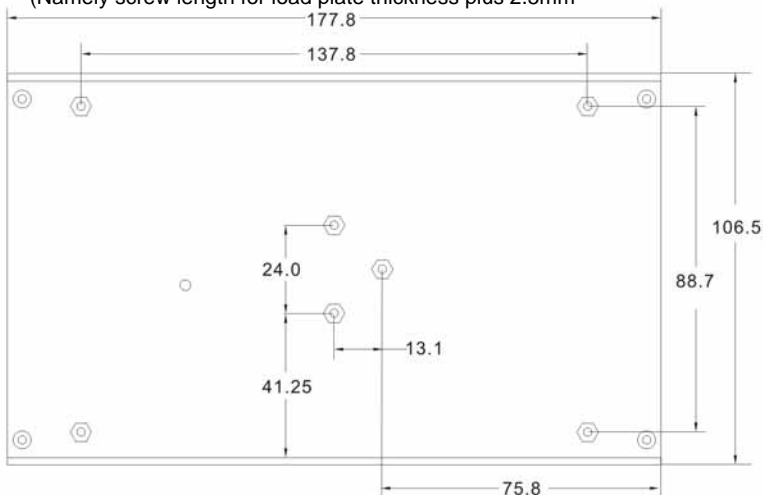
Model No.	AQFV480U-12S	AQFV480U-24S	AQFV480U-36S	AQFV480U-48S
Function	5V Stand by (18CFM FAN)	5VSB: 5V@0.6A ; Tolerance $\pm 10\%$, Ripple & Noise: 100m Vp-p (max.)		
	DC OK Signal	Turn ON: 4~6V ; Turn OFF: 0~1V		
	Remote Control	+RC / -RC: Power ON=open ; Power OFF=short		
	FAN Control	12VDC / 0.5A max.		
Environment	Operating Temperature	-20°C...+70°C (with derating)		
	Storage Temperature	-25°C...+85°C		
	Temperature Coefficient	$\pm 0.03\%/^{\circ}\text{C}$ (0~50°C)		
	Humidity	95% RH		
	MTBF	>100,000 h @ 25°C (MIL-HDBK-217F)		
Physical	Vibration	10~500Hz, 2G 10min./1cycle, 60min. each along X, Y, Z axes.		
	Dimension (L x W x H)	7.0 x 4.2 x 1.78 Inches (177.8 x 106.5 x 45.0 mm) Tolerance ± 0.5 mm		
Safety	Weight	780 g		
	Agency Approvals	UL60950-1, CE(Surge:4KV)		
EMC	EMI (Conducted & Radiated Emission)	EN 55022 class B		
	EMS (Noise Immunity)	EN 55024		

- All specifications valid at normal input voltage, full load and +25°C after warm-up time unless otherwise stated.
- Ripple & Noise are measured at 20MHz of bandwidth with 0.1uF & 47uF parallel capacitor.

BLOCK DIAGRAM

DERATING


MECHANICAL DIMENSION
Standard

ASSEMBLY INSTRUCTIONS

*U Case T=2.0mm

 Customer screws into the length of the case no higher than 0.5mm
 (Namely screw length for load plate thickness plus 2.5mm)

AC Input Terminal Pin

PIN#	SINGLE
1	AC IN (N)
2	AC IN (L)
3	⏏

DC Output Terminal Pin

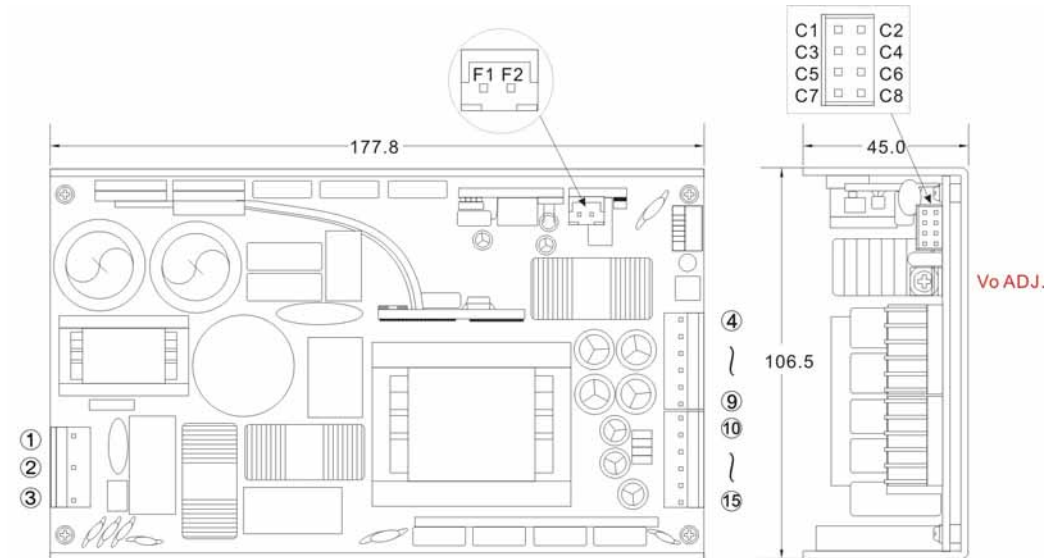
PIN#	SINGLE
4~6	+DC OUT
7~9	-DC OUT

Connector Pin (CN4)

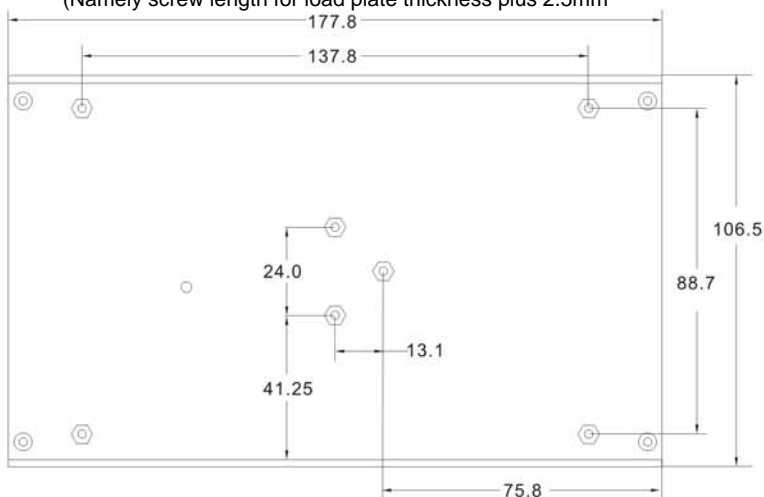
PIN#	SINGLE
C1	+S
C2	-S
C3	+RC
C4	-RC
C5	DC-OK
C6	GND
C7	+5V SB
C8	-5V SB

FAN Molex Pin

PIN#	SINGLE
F1	-DC
F2	+DC

MECHANICAL DIMENSION
A Type

ASSEMBLY INSTRUCTIONS

*U Case T=2.0mm

 Customer screws into the length of the case no higher than 0.5mm
 (Namely screw length for load plate thickness plus 2.5mm)

AC Input Terminal Pin

PIN#	SINGLE
1	AC IN (N)
2	AC IN (L)
3	⏏

DC Output Terminal Pin

PIN#	SINGLE
4~9	+DC OUT
10~15	-DC OUT

Connector Pin (CN4)

PIN#	SINGLE
C1	+S
C2	-S
C3	+RC
C4	-RC
C5	DC-OK
C6	GND
C7	+5V SB
C8	-5V SB

FAN Molex Pin

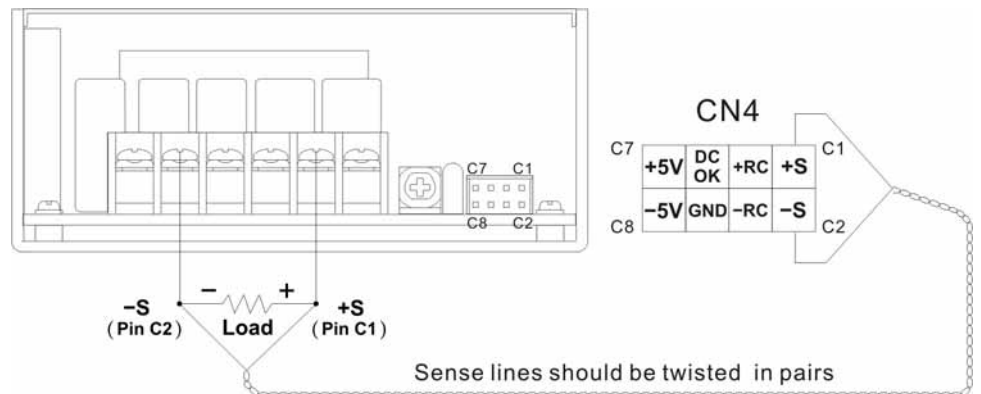
PIN#	SINGLE
F1	-DC
F2	+DC

FUNCTION DESCRIPTION of CN4 :

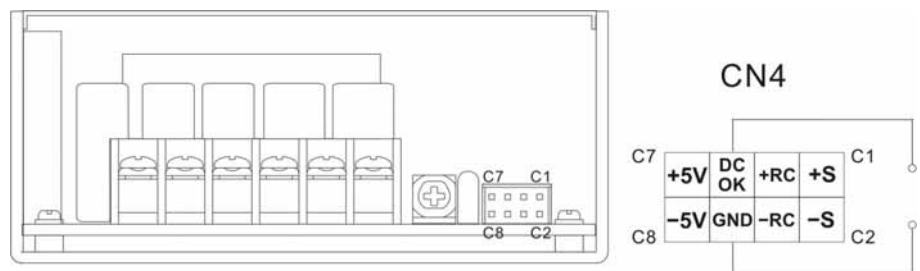
Pin No.	Function	Description
C1	+S	Positive sensing. The +S signal should be connected to the positive terminal of the load. The +S and -S leads should be twisted in pair to minimize noise pick-up effect. The maximum line drop compensation is 0.5V. (max.)
C2	-S	Negative sensing. The -S signal should be connected to the negative terminal of the load. The -S and +S leads should be twisted in pair to minimize noise pick-up effect. The maximum line drop compensation is 0.5V. (max.)
C3	+RC	Turns the output on and off by electrical or dry contact between pin C4 (-RC), Short: Power OFF, Open: Power ON.
C4	-RC	Remote control ground.
C5	DC-OK	DC-OK Signal is a DC output, referenced to pinC6(DC-OK GND).
C6	GND	This pin connects to the negative terminal(-V). Return for DC-OK signal output.
C7	+5V SB	Stand by voltage output ground 4.5~5.5V, referenced to pin C8(-5V SB). The maximum load current is 0.6A.
C8	-5V SB	Stand by voltage output ground.

FUNCTION MANUAL :
1. Remote Sense

The remote sensing compensates voltage drop on the load wiring up to 0.5V. (max.)

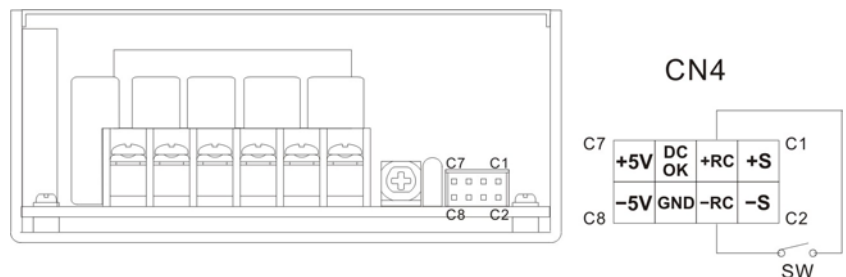

2. DC-OK Signal

Between DC-OK(pinC5) and GND(pinC6)	Output Status
4~6V	ON
0~1V	OFF


3. Remote Control

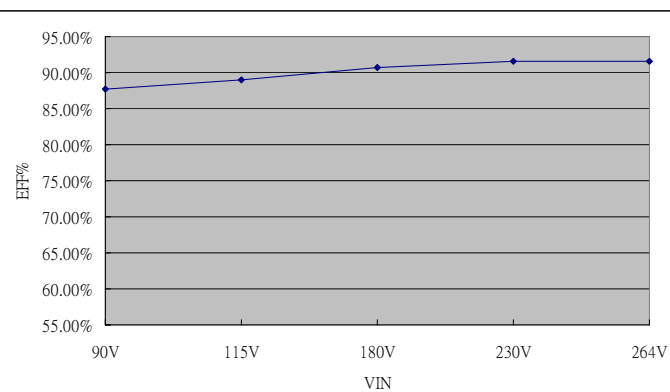
It can be turned ON/OFF by using the "Remote Control" function.

Between RC+(pinC3) and RC-(pinC4)	Output Status
SW ON (Short)	OFF
SW OFF (Open)	ON

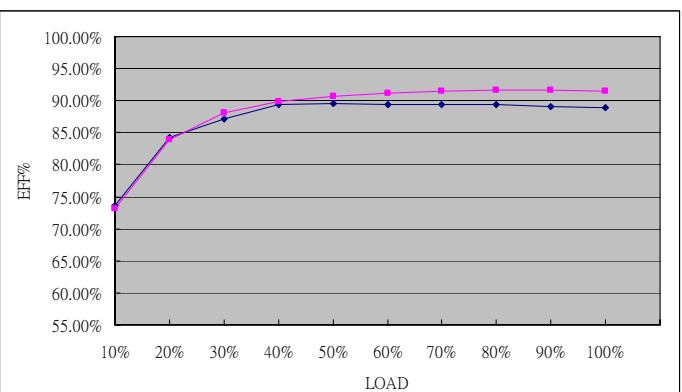


EFFICIENCY VERSUS LOAD (without FAN)
AQFV480U-12S
VIN VS Efficiency

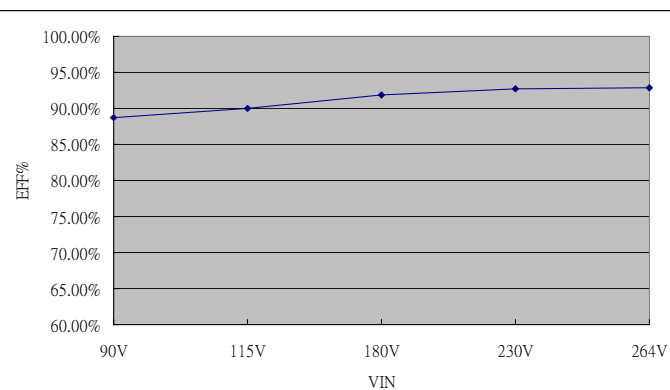
Input Voltage (V)	90	115	180	230	264
Efficiency (%)	87.70	88.97	90.68	91.55	91.63


LOAD VS Efficiency

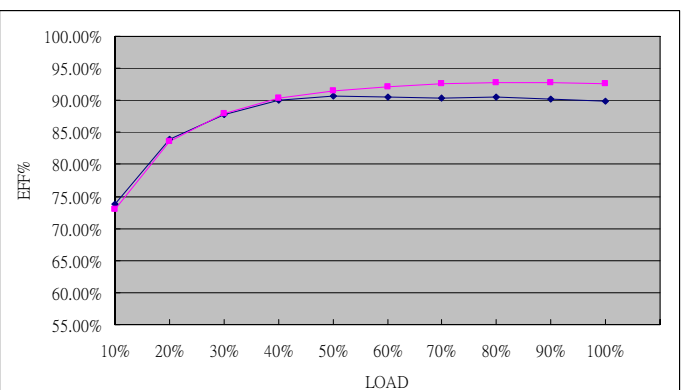
Load (%)	0	10	20	30	40	50
115V (%)	0	73.70	84.20	87.18	89.37	89.51
230V (%)	0	73.11	83.95	88.09	89.80	90.63
Load (%)	60	70	80	90	100	
115V (%)	89.46	89.35	89.37	89.07	88.97	
230V (%)	91.18	91.54	91.59	91.62	91.55	


AQFV480U-24S
VIN VS Efficiency

Input Voltage (V)	90	115	180	230	264
Efficiency (%)	88.70	89.95	91.82	92.66	92.85

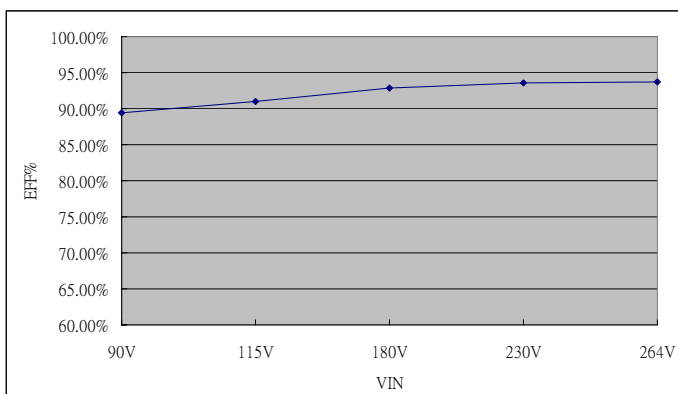

LOAD VS Efficiency

Load (%)	0	10	20	30	40	50
115V (%)	0	73.81	83.92	87.82	90.05	90.66
230V (%)	0	73.06	83.67	88.00	90.34	91.51
Load (%)	60	70	80	90	100	
115V (%)	90.55	90.42	90.48	90.20	89.95	
230V (%)	92.14	92.60	92.84	92.84	92.66	

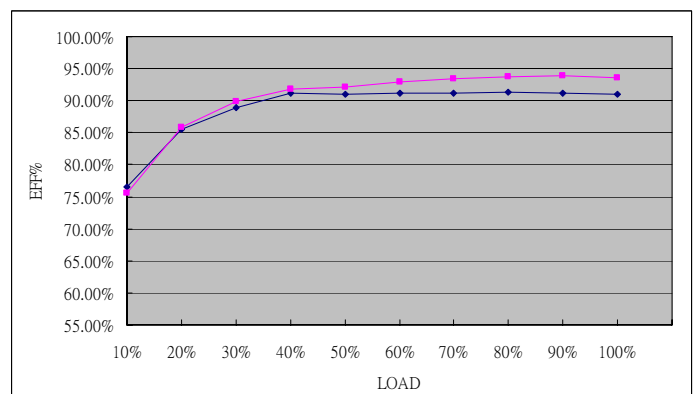


EFFICIENCY VERSUS LOAD (without FAN)
AQFV480U-36S
VIN VS Efficiency

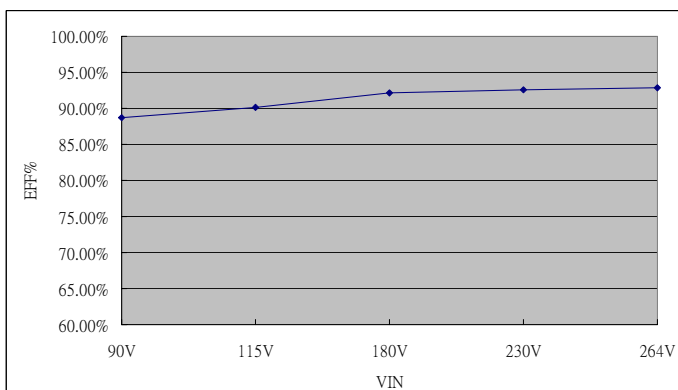
Input Voltage (V)	90	115	180	230	264
Efficiency (%)	89.44	90.93	92.86	93.51	93.67


LOAD VS Efficiency

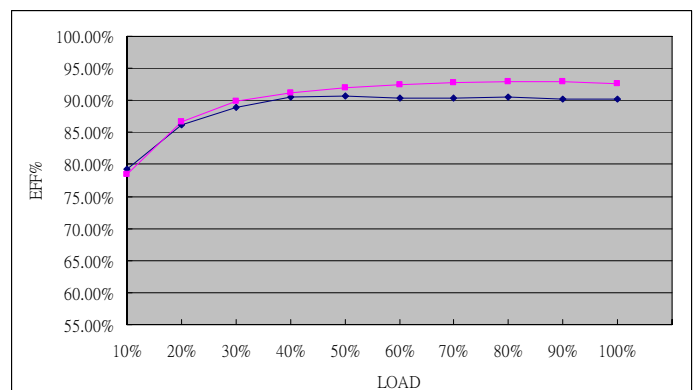
Load (%)	0	10	20	30	40	50
115V (%)	0	76.49	85.57	88.88	91.19	91.04
230V (%)	0	75.50	85.84	89.81	91.73	92.09
Load (%)	60	70	80	90	100	
115V (%)	91.16	91.20	91.39	91.21	90.93	
230V (%)	92.91	93.48	93.80	93.94	93.51	


AQFV480U-48S
VIN VS Efficiency

Input Voltage (V)	90	115	180	230	264
Efficiency (%)	88.71	90.17	92.11	92.60	92.82

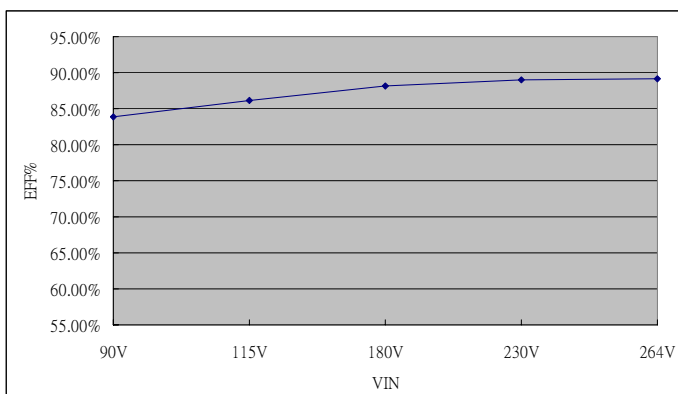

LOAD VS Efficiency

Load (%)	0	10	20	30	40	50
115V (%)	0	79.27	86.24	88.90	90.50	90.68
230V (%)	0	78.44	86.67	89.83	91.11	91.94
Load (%)	60	70	80	90	100	
115V (%)	90.41	90.36	90.48	90.21	90.17	
230V (%)	92.44	92.70	92.90	92.89	92.60	

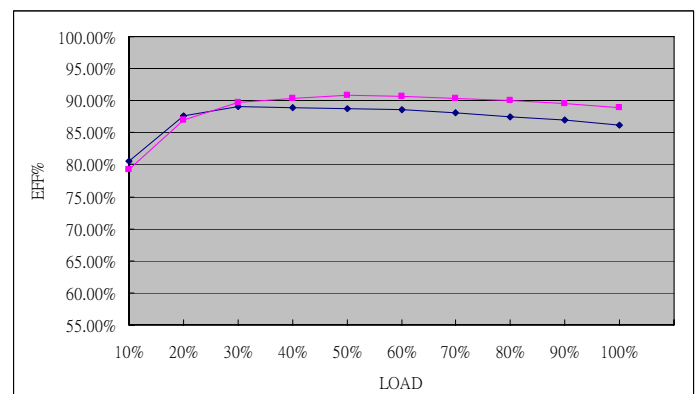


EFFICIENCY VERSUS LOAD (with 18CFM FAN)
AQFV480U-12S
VIN VS Efficiency

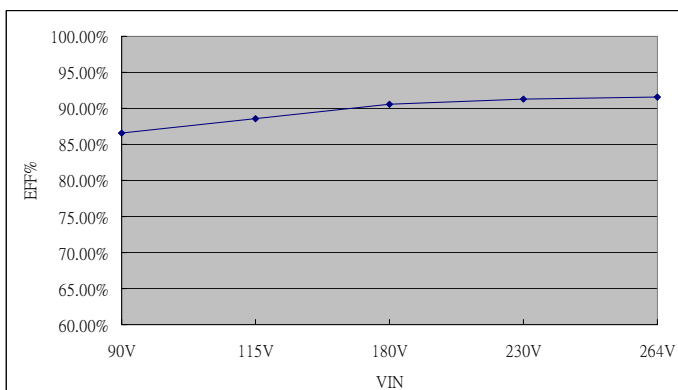
Input Voltage (V)	90	115	180	230	264
Efficiency (%)	83.90	86.17	88.12	88.97	89.15


LOAD VS Efficiency

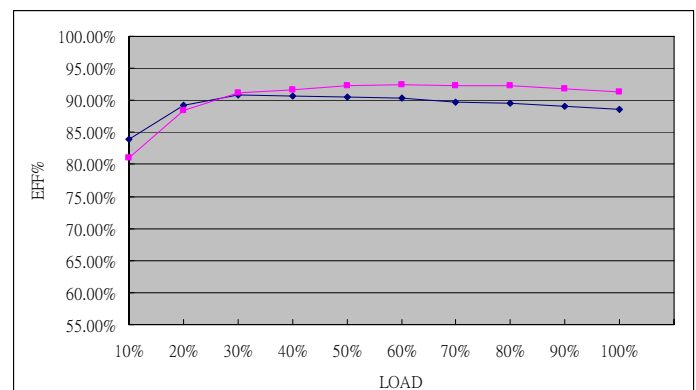
Load (%)	0	10	20	30	40	50
115V (%)	0	80.55	87.57	89.04	88.85	88.71
230V (%)	0	79.24	87.06	89.66	90.39	90.81
Load (%)	60	70	80	90	100	
115V (%)	88.59	88.16	87.53	86.93	86.17	
230V (%)	90.62	90.38	89.98	89.55	88.97	


AQFV480U-24S
VIN VS Efficiency

Input Voltage (V)	90	115	180	230	264
Efficiency (%)	86.51	88.60	90.58	91.32	91.56

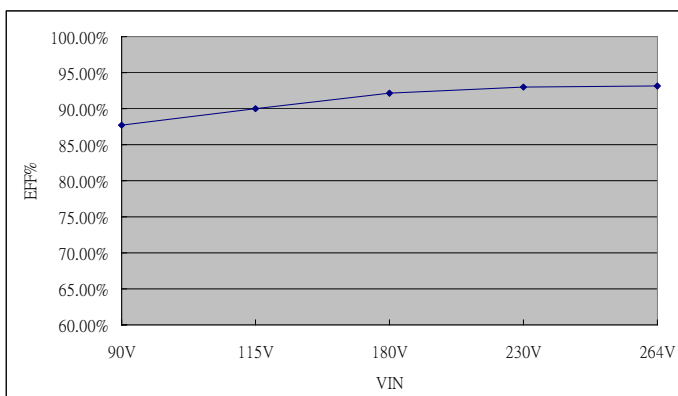

LOAD VS Efficiency

Load (%)	0	10	20	30	40	50
115V (%)	0	83.91	89.22	90.81	90.61	90.53
230V (%)	0	81.02	88.37	91.11	91.72	92.35
Load (%)	60	70	80	90	100	
115V (%)	90.36	89.66	89.56	89.10	88.60	
230V (%)	92.48	92.36	92.23	91.74	91.32	

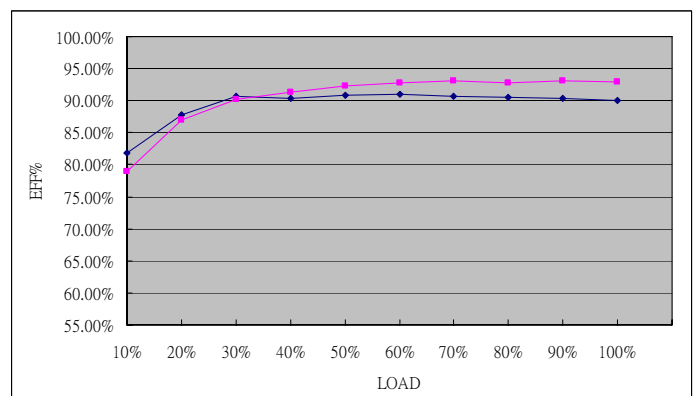


EFFICIENCY VERSUS LOAD (with 18CFM FAN)
AQFV480U-36S
VIN VS Efficiency

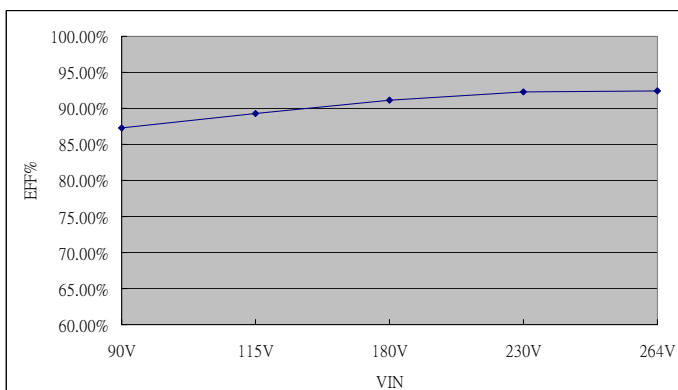
Input Voltage (V)	90	115	180	230	264
Efficiency (%)	87.75	89.98	92.19	92.96	93.21


LOAD VS Efficiency

Load (%)	0	10	20	30	40	50
115V (%)	0	81.77	87.84	90.61	90.36	90.80
230V (%)	0	78.91	87.02	90.20	91.32	92.36
Load (%)	60	70	80	90	100	
115V (%)	91.05	90.75	90.49	90.30	89.98	
230V (%)	92.80	93.04	92.80	93.03	92.96	


AQFV480U-48S
VIN VS Efficiency

Input Voltage (V)	90	115	180	230	264
Efficiency (%)	87.25	89.33	91.21	92.26	92.48


LOAD VS Efficiency

Load (%)	0	10	20	30	40	50
115V (%)	0	81.82	87.48	89.68	89.51	90.09
230V (%)	0	79.23	86.44	90.02	90.77	91.90
Load (%)	60	70	80	90	100	
115V (%)	89.92	90.07	89.75	89.78	89.33	
230V (%)	91.94	92.33	92.18	92.37	92.26	

